



Round 2 Appin - NSW 19 March 2023



THOR


THOR MX1 Practice/Qualifying

Date: 19/03/23
Event: Q05
Weather: Sunny - Temp: 20C
Track: Rutted

Started at: 09:25:26
Laps: 20 Min
Starters: 37
Posted at: 9:52

PROVISIONAL CLASSIFICATION

Pos	No	Name	Machine	Fastest Lap	On Lap	Behind Leader	Behind Prev
1	14	Jed BEATON (VIC) / Boost Mobile Honda Racing	Honda CRF 450	1:49.631	8 of 8		
2	111	Dean FERRIS (QLD) / Brisbane Motorcycles / Yamaha / Pure Possibility	Yamaha YZF 450	1:50.991	7 of 9	1.360	1.360
3	96	Kyle WEBSTER (VIC) / Boost Mobile Honda Racing	Honda CRF 450	1:52.440	9 of 9	2.809	1.449
4	5	Kirk GIBBS (QLD) / KTM Racing Team	KTM SXF 450	1:52.622	7 of 9	2.991	.182
5	1	Aaron TANTI (QLD) / CDR Yamaha Monster Energy	Yamaha YZF 450	1:54.917	6 of 10	5.286	2.295
6	102	Matt MOSS (NSW) / WBR Yamaha Team	Yamaha YZF 450	1:55.478	4 of 8	5.847	.561
7	24	Brett METCALFE (SA) / Penrite / GO24 / 3D Siteworx / Whitehaul Racing Team	KTM SXF 450	1:56.218	8 of 8	6.587	.740
8	153	Hamish HARWOOD (VIC) / Davey Motorsports / CML KTM Racing	KTM SXF 450	1:56.228	5 of 9	6.597	.010
9	47	Todd WATERS (QLD) / Raceline / Husqvarna / Berry Sweet Race Team Australia	Husqvarna FC 450	1:58.089	6 of 7	8.458	1.861
10	4	Luke CLOUT (NSW) / CDR Yamaha Monster Energy	Yamaha YZF 450	1:58.176	6 of 9	8.545	.087
11	440	Jai WALKER (QLD) / KTM Aust. / JPM M-sports / Guillotine Boxing Club / Orthotic Solutions	KTM SXF 450	1:58.568	7 of 9	8.937	.392
12	8	Zachary WATSON (QLD) / Moto 1 M-c / Honda Aust. / Fly Racing / Guts Seats Thrillify Visual / POD Active	Honda CRF 450	1:59.096	5 of 9	9.465	.528
13	215	Liam JACKSON (NSW) / Mudgee Power Sports / Oates MX / Costanzo Performance	GasGas MC 450	1:59.974	5 of 8	10.343	.878
14	81	Joel EVANS (QLD) / MXstore / Brisbane M-c / Bluefin LED / UNIT / Maxxis / Motorex / LR110	Honda CRF 450	2:00.123	8 of 9	10.492	.149
15	23	Levi ROGERS (QLD) / Caloundra M-c / BSMX / ATR Suspension / Thormx / Spy	Yamaha YZ 450	2:00.598	8 of 9	10.967	.475
16	72	Regan DUFFY (VIC) / GasGas Racing Team / Berry Sweet / Lusty Industries / Oakley Aust. / CTI / Knobby	GasGas MC 450	2:01.210	7 of 9	11.579	.612
17	38	Bryce OGNENIS (VIC) / Worxx Carpentry / SPMX / Xtreme MX	KTM SXF 450	2:01.410	5 of 9	11.779	.200
18	237	Joshua WHITEHEAD (NSW) / KTM Aust. / WP Newcastle / Foxhead Aust. / Craig Anderson Racing / ONYA	KTM SXF 450	2:02.506	7 of 8	12.875	1.096
19	28	Cooper HOLROYD (NSW) / Quickshift M-c / Alpinestar / Apro M-sport / Pro Image / Costanzo Perform.	Yamaha YZF 450	2:03.410	7 of 8	13.779	.904
20	62	Dylan WOOD (NSW) / Honda / Ride Red / Chris Woods Perform. / Link / Pirelli / Gromor / Forma Boots	Honda CRF 450	2:03.747	7 of 9	14.116	.337
21	162	Luke ZIELINSKI (QLD) / Roo Systems Racing / Northstar Yamaha / FIST / Trac-Rite Suspension / Maxxis	Yamaha YZF 450	2:04.108	8 of 8	14.477	.361
22	10	Levi MCMANUS (VIC) / Dirt Bike Services / Bridgeland M-c / Indulge Apartments / Dirt Worx / FLY	Honda CRF 450	2:04.222	5 of 8	14.591	.114
23	84	Siegah WARD (SA) / Honda Ride Red / Seamaydence / AEC / Performance Moto / Comp Edge Perform.	Honda CRF 450	2:04.731	5 of 8	15.100	.509
24	202	Connor ROSSANDICH (NSW) / Carr Brothers KTM / New Image Landscapes / Fist / Fox / Readman Civil	KTM SXF 450	2:05.153	7 of 8	15.522	.422


Chief Timekeeper - Scott Laing


Race Director - Mark Hancock



www.computime.com.au
COMPUTIME RACE TIMING SYSTEMS PTY LTD





Round 2
Appin - NSW
19 March 2023



THOR

THOR MX1
Practice/Qualifying

Date: 19/03/23
Event: Q05
Weather: Sunny - Temp: 20C
Track: Rutted


Started at: 09:25:26
Laps: 20 Min
Starters: 37
Posted at: 9:52

PROVISIONAL CLASSIFICATION

Pos	No	Name	Machine	Fastest Lap	On Lap	Behind Leader	Behind Prev
25	29	Navrin GROTHUES (QLD) / Mareeba Yamaha Race Team / Yamaha Aust. / Motorex / Maxxis	Yamaha YZF 450	2:05.918	5 of 8	16.287	.765
26	168	Zhane DUNLOP (QLD) / Brisbane M-c / Beachside Air / Wet Trade Industries / GRF Label / Costanzo Racing	Yamaha YZF 450	2:06.409	5 of 8	16.778	.491
27	44	Cody SCHAT (QLD) / MXRP / Fly / Bridgestone / 6D / Castrol / PJS Transport	GasGas MC 450	2:07.560	7 of 8	17.929	1.151
28	12	John DARROCH (WA) / Cullys Yamaha / Berry Sweet / Fox / Exp Eesources / Sidi Constructions	Yamaha YZF 450	2:07.664	9 of 9	18.033	.104
29	49	Cody O'LOAN (QLD) / Moto1 M-c / KTM Aust / Fox Racing Aust / Motorex / Dunlop / Bell Helmets	KTM SXF 450	2:08.826	7 of 8	19.195	1.162
30	32	Joel CIGLIANO (NSW) / Mick Muldoon M-c / Pro-Moto Suspension / Rekluse / Bolt Racewear / DMK	Kawasaki KX 450	2:08.874	5 of 8	19.243	.048
31	40	Kye ORCHARD (QLD) / Brisbane M-c / J&M Orchard Carpentry / McLeods Access. / Link / MXRP	Kawasaki KX 450	2:10.143	7 of 8	20.512	1.269
32	17	Cory WATTS (VIC) / Scrivens Honda / Davey M-sports / Callum Morrison Comstruction / JMM / RRS	Honda CRF 450	2:10.750	5 of 7	21.119	.607
33	82	Cooper NICHOLSON (NSW) / Fraser M-c / Apro M-sport / Pro Image Designs / Troy Lee Designs / Dunlop	GasGas MC 450	2:13.758	6 of 8	24.127	3.008
34	56	Riley STEPHENS (NSW) / Honda Ride Red	Honda CRF 450	2:16.549	6 of 8	26.918	2.791
35	68	Jake COBBIN (NSW) / City Coast M-cycles / Kenda / Lucas Oil / Cobbin Carpentry	Yamaha YZF 450	2:17.130	5 of 8	27.499	.581
36	415	Ashley O'MELEY (NSW) / Quickshirt M-cycles / Penrite / Alpinestars / Pro Image	Yamaha YZF 450	2:19.525	6 of 7	29.894	2.395
37	239	Clayton HODGES (QLD) / Gladstone M-cycles / Nextgen MX	Yamaha YZF 450	2:31.458	4 of 6	41.827	11.933

*** ALL RIDERS QUALIFY. TOP 10 RIDERS TO PROGRESS TO TOP 10 SHOOTOUT. Rider 4 (L. CLOUT) - 3 POSITION PENALTY (TO BE APPLIED AFTER SUPERPOLE) FOR ENTERING MECHANICS AREA INCORRECTLY ***

results are provisional until the end of the time limit for protests and appeals.


Chief Timekeeper - Scott Laing


Race Director - Mark Hancock



www.computime.com.au
COMPUTIME RACE TIMING SYSTEMS PTY LTD





Round 2 Appin - NSW 19 March 2023



THOR

THOR MX1 Practice/Qualifying

Date: 19/03/23
Event: Q05
Weather: Sunny - Temp: 20C
Track: Rutted


Started at: 09:25:26
Laps: 20 Min
Starters: 37
Posted at: 9:52

PROVISIONAL LAP TIMES

No	Name	Lap 1	Lap 2	Lap 3	Lap 4	Lap 5	Lap 6	Lap 7	Lap 8	Lap 9	Lap 10
1	Aaron TANTI (QLD)	2:30.156	2:09.427	2:04.992	2:07.109	2:09.243	1:54.917	2:12.101	2:04.235	1:56.194	1:56.211
4	Luke CLOUT (NSW)	2:33.356	2:12.859	2:11.950	2:31.417	3:00.691	1:58.176	2:24.533	2:05.593	2:23.351	
5	Kirk GIBBS (QLD)	2:40.081	2:13.628	2:08.872	2:13.827	1:52.982	3:32.995	1:52.622	2:20.625	2:25.017	
8	Zachary WATSON (QLD)	2:39.711	2:21.031	2:11.546	2:23.867	1:59.096	2:30.783	2:00.998	2:12.562	2:33.294	
10	Levi MCMANUS (VIC)	2:51.419	2:22.720	2:13.793	2:20.685	2:04.222	2:06.337	2:37.492	2:07.303		
12	John DARROCH (WA)	2:44.953	2:23.055	2:16.621	2:12.713	2:09.823	2:24.371	2:09.217	2:12.898	2:07.664	
14	Jed BEATON (VIC)	2:25.381	2:10.356	2:07.911	2:23.602	1:51.001	2:49.430	4:18.984	1:49.631		
17	Cory WATTS (VIC)	3:08.994	2:40.537	2:33.196	4:23.586	2:10.750	2:11.164	3:07.472			
23	Levi ROGERS (QLD)	2:51.676	2:16.663	2:14.897	2:27.994	2:02.639	2:21.529	2:36.251	2:00.598	2:41.536	
24	Brett METCALFE (SA)	3:02.361	2:33.237	2:13.368	2:23.013	1:57.560	2:48.665	1:56.966	1:56.218		
28	Cooper HOLROYD (NSW)	2:38.259	2:11.982	2:11.608	4:02.112	2:05.826	2:03.811	2:03.410	2:04.171		
29	Navrin GROTHUES (QLD)	2:33.233	2:26.324	2:24.311	2:14.017	2:05.918	2:39.672	2:07.406	3:23.924		
32	Joel CIGLIANO (NSW)	2:53.095	2:37.780	2:24.528	2:25.886	2:08.874	2:10.739	2:45.203	2:09.228		
38	Bryce OGNENIS (VIC)	2:47.958	2:16.186	2:10.137	2:20.031	2:01.410	2:28.562	2:19.448	2:01.443	2:26.259	
40	Kye ORCHARD (QLD)	2:53.528	2:37.426	2:19.650	2:19.918	2:10.481	2:55.748	2:10.143	2:50.530		
44	Cody SCHAT (QLD)	2:46.915	2:21.063	2:14.995	2:13.761	2:08.917	2:21.312	2:07.560	2:51.128		
47	Todd WATERS (QLD)	2:34.307	2:11.348	6:06.131	2:00.382	2:53.580	1:58.089	2:02.735			
49	Cody O'LOAN (QLD)	2:52.077	2:23.403	2:17.835	2:16.155	2:11.637	2:12.215	2:08.826	2:58.936		
56	Riley STEPHENS (NSW)	2:50.430	2:32.589	2:32.019	2:25.400	2:44.467	2:16.549	3:08.866	2:17.860		
62	Dylan WOOD (NSW)	2:40.563	2:16.834	2:13.414	2:10.811	2:06.920	2:24.419	2:03.747	2:06.892	2:26.656	
68	Jake COBBIN (NSW)	2:38.953	2:21.495	2:14.988	3:22.725	2:17.130	2:31.386	2:29.090	3:08.962		
72	Regan DUFFY (VIC)	2:39.191	2:20.869	2:15.640	2:18.387	2:02.158	2:28.920	2:01.210	2:02.467	2:29.057	
81	Joel EVANS (QLD)	2:18.782	2:11.440	2:03.026	2:13.589	2:10.550	2:14.081	2:12.069	2:00.123	2:30.699	
82	Cooper NICHOLSON (NSW)	2:49.432	2:35.543	2:29.725	2:12.173	2:55.646	2:13.758	3:17.528	2:34.646		
84	Siegah WARD (SA)	2:52.478	2:31.208	2:19.277	2:19.729	2:04.731	2:33.102	2:48.326	2:08.618		
96	Kyle WEBSTER (VIC)	2:43.836	2:13.462	2:08.713	2:16.704	1:55.245	2:29.939	1:55.258	2:32.016	1:52.440	
102	Matt MOSS (NSW)	2:35.082	2:11.834	4:44.836	1:55.478	2:38.327	2:19.790	2:26.769	2:31.454		
111	Dean FERRIS (QLD)	2:34.122	2:08.787	2:08.303	3:58.931	1:54.805	2:11.786	1:50.991	2:22.487	2:08.058	
153	Hamish HARWOOD (VIC)	2:46.909	2:16.009	2:16.883	2:07.483	1:56.228	2:13.433	2:04.459	2:07.717	2:04.296	
162	Luke ZIELINSKI (QLD)	2:44.355	2:20.424	2:13.617	2:12.998	2:04.267	2:09.687	3:23.239	2:04.108		
168	Zhane DUNLOP (QLD)	2:42.767	2:15.565	2:17.897	2:31.620	2:06.409	2:40.577	2:22.091	2:09.442		
202	Connor ROSSANDICH (NSW)	2:48.366	2:22.764	2:06.389	2:11.976	2:13.442	2:17.381	2:05.153	2:36.093		
215	Liam JACKSON (NSW)	2:43.979	2:16.450	2:11.192	3:46.830	1:59.974	2:21.363	2:03.032	2:42.173		
237	Joshua WHITEHEAD (NSW)	2:43.311	2:20.441	2:14.611	2:12.489	2:04.155	3:19.289	2:02.506	2:40.252		
239	Clayton HODGES (QLD)	2:57.580	2:39.362	4:45.434	2:31.458	2:54.804	2:46.746				
415	Ashley O'MELEY (NSW)	2:49.430	2:32.254	2:49.874	2:34.460	4:04.073	2:19.525	2:29.281			
440	Jai WALKER (QLD)	2:55.966	2:19.196	3:03.132	2:11.135	2:01.464	2:01.371	1:58.568	2:03.718	1:59.552	

*** ALL RIDERS QUALIFY. TOP 10 RIDERS TO PROGRESS TO TOP 10 SHOOTOUT. Rider 4 (L. CLOUT) - 3 POSITION PENALTY (TO BE APPLIED AFTER SUPERPOLE) FOR ENTERING MECHANICS AREA INCORRECTLY ***

results are provisional until the end of the time limit for protests and appeals.


Chief Timekeeper - Scott Laing


Race Director - Mark Hancock



www.computime.com.au
COMPUTIME RACE TIMING SYSTEMS PTY LTD





Round 2 Appin - NSW 19 March 2023



THOR

THOR MX1 Practice/Qualifying

Date: 19/03/23
Event: Q05
Weather: Sunny - Temp: 20C
Track: Rutted

Started at: 09:25:26
Laps: 20 Min
Starters: 37
Posted at: 9:52

PROVISIONAL SPLIT TIMES

Lap	Split 1	Split 2	Split 3	Lap Time	Lap	Split 1	Split 2	Split 3	Lap Time
1 Aaron TANTI (QLD) (5th)					7	42.745	44.688	33.565	2:00.998
1	56.096	55.074	38.986	2:30.156	8	45.423	52.165	34.974	2:12.562
2	49.620	46.138	33.669	2:09.427	9	42.597	43.411	1:07.286	2:33.294
3	45.245	44.479	35.268	2:04.992	10 Levi MCMANUS (VIC) (22th)				
4	46.610	45.208	35.291	2:07.109	1	1:04.763	1:01.790	44.866	2:51.419
5	44.969	47.331	36.943	2:09.243	2	55.349	50.307	37.064	2:22.720
6	41.235	42.669	31.013	1:54.917	3	49.648	47.479	36.666	2:13.793
7	50.536	47.746	33.819	2:12.101	4	47.948	54.002	38.735	2:20.685
8	42.288	47.683	34.264	2:04.235	5	45.656	44.680	33.886	2:04.222
9	41.296	43.146	31.752	1:56.194	6	46.838	45.645	33.854	2:06.337
10	41.982	43.039	31.190	1:56.211	7	46.600	1:07.897	42.995	2:37.492
4 Luke CLOUT (NSW) (10th)					8	46.144	46.948	34.211	2:07.303
1	58.305	54.903	40.148	2:33.356	12 John DARROCH (WA) (28th)				
2	48.658	48.933	35.268	2:12.859	1	1:00.639	1:00.690	43.624	2:44.953
3	47.115	47.052	37.783	2:11.950	2	52.382	53.565	37.108	2:23.055
4	57.762	52.053	41.602	2:31.417	3	48.897	51.399	36.325	2:16.621
5	40.802	41.316	1:38.573	3:00.691	4	47.910	49.962	34.841	2:12.713
6	42.386	44.183	31.607	1:58.176	5	47.245	48.244	34.334	2:09.823
7	59.083	50.115	35.335	2:24.533	6	50.341	55.052	38.978	2:24.371
8	42.050	49.118	34.425	2:05.593	7	47.668	47.613	33.936	2:09.217
9	49.739	54.100	39.512	2:23.351	8	47.629	49.779	35.490	2:12.898
5 Kirk GIBBS (QLD) (4th)					9	46.685	47.771	33.208	2:07.664
1	1:02.593	57.181	40.307	2:40.081	14 Jed BEATON (VIC) (1st)				
2	50.635	48.500	34.493	2:13.628	1	57.726	50.935	36.720	2:25.381
3	45.251	47.768	35.853	2:08.872	2	48.716	46.306	35.334	2:10.356
4	46.951	44.861	42.015	2:13.827	3	47.812	46.196	33.903	2:07.911
5	41.657	40.761	30.564	1:52.982	4	46.828	48.873	47.901	2:23.602
6	54.209	56.685	1:42.101	3:32.995	5	40.201	40.267	30.533	1:51.001
7	40.936	40.637	31.049	1:52.622	6	1:06.247	55.301	47.882	2:49.430
8	54.854	50.491	35.280	2:20.625	7	40.667	53.245	2:45.072	4:18.984
9	50.187	51.788	43.042	2:25.017	8	39.912	40.045	29.674	1:49.631
8 Zachary WATSON (QLD) (12th)					17 Cory WATTS (VIC) (32th)				
1	58.799	58.259	42.653	2:39.711	1	1:09.311	1:12.610	47.073	3:08.994
2	51.063	52.730	37.238	2:21.031	2	53.653	1:07.377	39.507	2:40.537
3	47.250	48.003	36.293	2:11.546	3	53.778	1:00.826	38.592	2:33.196
4	48.915	52.520	42.432	2:23.867	4	54.723	50.085	2:38.778	4:23.586
5	42.664	44.261	32.171	1:59.096	5	48.000	48.752	33.998	2:10.750
6	54.481	54.150	42.152	2:30.783					

Chief Timekeeper - Scott Laing

Race Director - Mark Hancock





Round 2

Appin - NSW

19 March 2023



THOR

THOR MX1

Practice/Qualifying

Date: 19/03/23
Event: Q05
Weather: Sunny - Temp: 20C
Track: Rutted

Started at: 09:25:26
Laps: 20 Min
Starters: 37
Posted at: 9:52

PROVISIONAL SPLIT TIMES

Lap	Split 1	Split 2	Split 3	Lap Time	Lap	Split 1	Split 2	Split 3	Lap Time
6	48.385	48.054	34.725	2:11.164	7	46.235	46.586	34.585	2:07.406
7	1:16.563	1:50.909		3:07.472	8	1:04.897	56.570	1:22.457	3:23.924
23 Levi ROGERS (QLD) (15th)					32 Joel CIGLIANO (NSW) (30th)				
1	56.654	1:12.164	42.858	2:51.676	1	1:03.742	1:04.122	45.231	2:53.095
2	53.978	48.072	34.613	2:16.663	2	1:00.874	54.141	42.765	2:37.780
3	48.497	47.558	38.842	2:14.897	3	54.923	50.350	39.255	2:24.528
4	58.166	55.378	34.450	2:27.994	4	53.562	54.119	38.205	2:25.886
5	45.261	45.384	31.994	2:02.639	5	47.015	47.387	34.472	2:08.874
6	50.928	53.695	36.906	2:21.529	6	47.566	47.915	35.258	2:10.739
7	44.715	1:07.941	43.595	2:36.251	7	1:06.935	56.029	42.239	2:45.203
8	43.112	43.893	33.593	2:00.598	8	47.090	47.493	34.645	2:09.228
9	58.500	55.705	47.331	2:41.536					
24 Brett METCALFE (SA) (7th)					38 Bryce OGNENIS (VIC) (17th)				
1	1:03.596	1:02.522	56.243	3:02.361	1	1:11.654	57.019	39.285	2:47.958
2	53.256	1:05.488	34.493	2:33.237	2	51.492	49.338	35.356	2:16.186
3	46.586	51.118	35.664	2:13.368	3	48.703	46.749	34.685	2:10.137
4	50.414	49.033	43.566	2:23.013	4	49.896	47.668	42.467	2:20.031
5	42.843	43.323	31.394	1:57.560	5	44.594	45.052	31.764	2:01.410
6	49.212	48.872	1:10.581	2:48.665	6	56.383	52.274	39.905	2:28.562
7	42.350	43.135	31.481	1:56.966	7	47.748	49.908	41.792	2:19.448
8	42.442	42.168	31.608	1:56.218	8	44.324	45.100	32.019	2:01.443
					9	1:00.408	48.510	37.341	2:26.259
28 Cooper HOLROYD (NSW) (19th)					40 Kye ORCHARD (QLD) (31th)				
1	58.496	58.698	41.065	2:38.259	1	1:07.389	1:02.980	43.159	2:53.528
2	48.778	48.312	34.892	2:11.982	2	57.630	57.058	42.738	2:37.426
3	47.361	48.143	36.104	2:11.608	3	52.932	51.407	35.311	2:19.650
4	44.045	44.580	2:33.487	4:02.112	4	48.428	52.070	39.420	2:19.918
5	46.074	43.464	36.288	2:05.826	5	47.016	48.344	35.121	2:10.481
6	44.024	46.007	33.780	2:03.811	6	1:09.920	1:01.756	44.072	2:55.748
7	45.701	44.373	33.336	2:03.410	7	47.838	47.764	34.541	2:10.143
8	45.450	46.007	32.714	2:04.171	8	1:04.161	1:02.492	43.877	2:50.530
29 Navrin GROTHUES (QLD) (25th)					44 Cody SCHAT (QLD) (27th)				
1	58.566	55.888	38.779	2:33.233	1	1:03.732	1:01.725	41.458	2:46.915
2	55.318	51.740	39.266	2:26.324	2	50.493	51.980	38.590	2:21.063
3	57.657	49.980	36.674	2:24.311	3	49.307	50.012	35.676	2:14.995
4	48.886	48.780	36.351	2:14.017	4	49.772	49.727	34.262	2:13.761
5	46.676	45.349	33.893	2:05.918	5	46.525	47.295	35.097	2:08.917
6	58.001	56.764	44.907	2:39.672	6	55.001	50.422	35.889	2:21.312

Scott Laing
Chief Timekeeper - Scott Laing

Mark Hancock
Race Director - Mark Hancock





Round 2 Appin - NSW 19 March 2023



THOR

THOR MX1 Practice/Qualifying

Date: 19/03/23
Event: Q05
Weather: Sunny - Temp: 20C
Track: Rutted

Started at: 09:25:26
Laps: 20 Min
Starters: 37
Posted at: 9:52

PROVISIONAL SPLIT TIMES

Lap	Split 1	Split 2	Split 3	Lap Time	Lap	Split 1	Split 2	Split 3	Lap Time
7	<u>46.430</u>	<u>46.710</u>	34.420	<u>2:07.560</u>	9	51.891	53.900	40.865	2:26.656
8	1:05.740	1:08.380	37.008	2:51.128					
47 Todd WATERS (QLD) (9th)					68 Jake COBBIN (NSW) (35th)				
1	57.446	56.167	40.694	2:34.307	1	59.818	58.368	40.767	2:38.953
2	47.424	48.860	35.064	2:11.348	2	53.078	51.463	36.954	2:21.495
3	45.911	46.126	4:34.094	6:06.131	3	49.172	<u>49.699</u>	<u>36.117</u>	2:14.988
4	43.181	44.572	<u>32.629</u>	2:00.382	4	<u>48.929</u>	51.110	1:42.686	3:22.725
5	44.716	56.372	1:12.492	2:53.580	5	49.177	50.130	37.823	<u>2:17.130</u>
6	<u>42.677</u>	<u>42.619</u>	32.793	<u>1:58.089</u>	6	55.341	54.632	41.413	2:31.386
7	43.666	44.345	34.724	2:02.735	7	49.912	1:00.271	38.907	2:29.090
					8	1:22.979	1:01.612	44.371	3:08.962
49 Cody O'LOAN (QLD) (29th)					72 Regan DUFFY (VIC) (16th)				
1	1:05.449	1:01.757	44.871	2:52.077	1	1:00.711	57.156	41.324	2:39.191
2	52.761	53.331	37.311	2:23.403	2	52.635	50.437	37.797	2:20.869
3	50.794	50.768	36.273	2:17.835	3	50.426	48.338	36.876	2:15.640
4	47.877	50.242	38.036	2:16.155	4	48.281	48.856	41.250	2:18.387
5	47.661	48.454	35.522	2:11.637	5	44.281	<u>45.285</u>	32.592	2:02.158
6	48.543	47.898	35.774	2:12.215	6	53.101	55.066	40.753	2:28.920
7	<u>47.231</u>	<u>47.002</u>	<u>34.593</u>	<u>2:08.826</u>	7	<u>43.209</u>	45.894	<u>32.107</u>	<u>2:01.210</u>
8	1:03.192	1:10.538	45.206	2:58.936	8	43.631	45.507	33.329	2:02.467
					9	1:01.311	49.754	37.992	2:29.057
56 Riley STEPHENS (NSW) (34th)					81 Joel EVANS (QLD) (14th)				
1	1:02.713	1:03.260	44.457	2:50.430	1	49.520	51.141	38.121	2:18.782
2	56.088	53.016	43.485	2:32.589	2	49.801	47.104	34.535	2:11.440
3	57.922	57.087	37.010	2:32.019	3	46.656	43.488	<u>32.882</u>	2:03.026
4	52.245	52.013	41.142	2:25.400	4	47.710	43.534	42.345	2:13.589
5	<u>49.609</u>	52.616	1:02.242	2:44.467	5	47.478	46.032	37.040	2:10.550
6	49.634	<u>50.352</u>	36.563	<u>2:16.549</u>	6	43.979	<u>42.580</u>	47.522	2:14.081
7	1:17.311	57.603	53.952	3:08.866	7	43.690	47.239	41.140	2:12.069
8	49.815	51.951	<u>36.094</u>	2:17.860	8	<u>43.384</u>	43.826	32.913	<u>2:00.123</u>
					9	58.285	53.147	39.267	2:30.699
62 Dylan WOOD (NSW) (20th)					82 Cooper NICHOLSON (NSW) (33th)				
1	58.772	58.988	42.803	2:40.563	1	1:01.597	1:02.831	45.004	2:49.432
2	49.820	52.288	34.726	2:16.834	2	1:00.834	56.715	37.994	2:35.543
3	49.727	49.289	34.398	2:13.414	3	1:05.385	51.305	<u>33.035</u>	2:29.725
4	49.894	47.662	33.255	2:10.811	4	48.760	<u>47.620</u>	35.793	2:12.173
5	47.445	<u>45.975</u>	33.500	2:06.920	5	1:09.998	1:07.754	37.894	2:55.646
6	53.343	51.324	39.752	2:24.419	6	<u>48.431</u>	49.854	35.473	<u>2:13.758</u>
7	<u>44.869</u>	46.168	<u>32.710</u>	<u>2:03.747</u>					
8	46.775	46.854	33.263	2:06.892					

Chief Timekeeper - Scott Laing

Race Director - Mark Hancock





Round 2 Appin - NSW 19 March 2023



THOR

THOR MX1 Practice/Qualifying

Date: 19/03/23
Event: Q05
Weather: Sunny - Temp: 20C
Track: Rutted

Started at: 09:25:26
Laps: 20 Min
Starters: 37
Posted at: 9:52

PROVISIONAL SPLIT TIMES

Lap	Split 1	Split 2	Split 3	Lap Time	Lap	Split 1	Split 2	Split 3	Lap Time
7	1:05.862	1:14.400	57.266	3:17.528	7	40.852	39.977	30.162	1:50.991
8	49.077	1:45.569		2:34.646	8	54.487	51.104	36.896	2:22.487
					9	42.268	48.530	37.260	2:08.058
84 Siegah WARD (SA) (23th)					153 Hamish HARWOOD (VIC) (8th)				
1	1:06.120	1:00.733	45.625	2:52.478	1	1:00.879	1:02.306	43.724	2:46.909
2	55.965	54.286	40.957	2:31.208	2	50.001	49.584	36.424	2:16.009
3	50.514	50.630	38.133	2:19.277	3	49.487	49.315	38.081	2:16.883
4	50.634	48.391	40.704	2:19.729	4	44.591	46.016	36.876	2:07.483
5	46.134	45.952	32.645	2:04.731	5	42.636	42.325	31.267	1:56.228
6	57.125	56.337	39.640	2:33.102	6	49.307	48.575	35.551	2:13.433
7	1:19.454	53.498	35.374	2:48.326	7	42.418	43.662	38.379	2:04.459
8	47.099	46.611	34.908	2:08.618	8	44.403	45.593	37.721	2:07.717
					9	42.815	45.775	35.706	2:04.296
96 Kyle WEBSTER (VIC) (3rd)					162 Luke ZIELINSKI (QLD) (21th)				
1	1:04.728	58.976	40.132	2:43.836	1	1:02.443	59.881	42.031	2:44.355
2	49.612	48.862	34.988	2:13.462	2	52.769	51.553	36.102	2:20.424
3	46.325	48.056	34.332	2:08.713	3	49.250	49.031	35.336	2:13.617
4	49.711	46.380	40.613	2:16.704	4	51.540	46.657	34.801	2:12.998
5	42.418	41.239	31.588	1:55.245	5	46.675	44.880	32.712	2:04.267
6	59.907	50.936	39.096	2:29.939	6	47.954	46.206	35.527	2:09.687
7	41.213	42.081	31.964	1:55.258	7	1:00.522	57.447	1:25.270	3:23.239
8	1:01.520	48.641	41.855	2:32.016	8	45.210	45.916	32.982	2:04.108
9	40.755	40.875	30.810	1:52.440					
102 Matt MOSS (NSW) (6th)					168 Zhane DUNLOP (QLD) (26th)				
1	56.737	58.124	40.221	2:35.082	1	1:00.743	58.292	43.732	2:42.767
2	47.227	49.458	35.149	2:11.834	2	51.271	49.303	34.991	2:15.565
3	47.046	49.991	3:07.799	4:44.836	3	51.961	48.260	37.676	2:17.897
4	42.001	42.266	31.211	1:55.478	4	1:04.259	49.362	37.999	2:31.620
5	1:04.616	54.785	38.926	2:38.327	5	46.241	45.966	34.202	2:06.409
6	41.726	56.967	41.097	2:19.790	6	1:05.624	49.397	45.556	2:40.577
7	50.920	56.666	39.183	2:26.769	7	45.889	56.653	39.549	2:22.091
8	53.918	53.174	44.362	2:31.454	8	47.267	47.636	34.539	2:09.442
111 Dean FERRIS (QLD) (2nd)					202 Connor ROSSANDICH (NSW) (24th)				
1	57.844	56.307	39.971	2:34.122	1	1:02.180	1:02.188	43.998	2:48.366
2	47.202	45.732	35.853	2:08.787	2	51.736	50.808	40.220	2:22.764
3	48.559	45.433	34.311	2:08.303	3	47.051	46.503	32.835	2:06.389
4	45.127	51.935	2:21.869	3:58.931	4	44.790	48.746	38.440	2:11.976
5	42.226	41.343	31.236	1:54.805	5	48.566	50.924	33.952	2:13.442
6	47.083	45.542	39.161	2:11.786					

Scott Laing
Chief Timekeeper - Scott Laing

Mark Hancock
Race Director - Mark Hancock





Round 2 Appin - NSW 19 March 2023



THOR

THOR MX1 Practice/Qualifying

Date: 19/03/23
Event: Q05
Weather: Sunny - Temp: 20C
Track: Rutted

Started at: 09:25:26
Laps: 20 Min
Starters: 37
Posted at: 9:52

PROVISIONAL SPLIT TIMES

Lap	Split 1	Split 2	Split 3	Lap Time	Lap	Split 1	Split 2	Split 3	Lap Time
6	48.968	54.154	34.259	2:17.381	3	58.250	1:09.680	2:37.504	4:45.434
7	47.209	45.376	32.568	2:05.153	4	54.707	58.453	38.298	2:31.458
8	1:01.025	56.078	38.990	2:36.093	5	55.310	1:06.610	52.884	2:54.804
					6	58.558	1:05.518	42.670	2:46.746
215 Liam JACKSON (NSW) (13th)					415 Ashley O'MELEY (NSW) (36th)				
1	1:02.713	59.744	41.522	2:43.979	1	1:03.236	1:02.130	44.064	2:49.430
2	49.233	50.664	36.553	2:16.450	2	58.872	54.135	39.247	2:32.254
3	46.124	47.983	37.085	2:11.192	3	1:18.514	53.910	37.450	2:49.874
4	49.342	52.148	2:05.340	3:46.830	4	52.117	51.319	51.024	2:34.460
5	42.892	44.554	32.528	1:59.974	5	49.552	56.089	2:18.432	4:04.073
6	45.469	54.634	41.260	2:21.363	6	51.838	50.517	37.170	2:19.525
7	45.458	44.940	32.634	2:03.032	7	54.106	53.693	41.482	2:29.281
8	1:01.619	59.276	41.278	2:42.173					
237 Joshua WHITEHEAD (NSW) (18th)					440 Jai WALKER (QLD) (11th)				
1	1:01.801	59.462	42.048	2:43.311	1	56.323	1:17.771	41.872	2:55.966
2	52.943	52.278	35.220	2:20.441	2	53.000	52.020	34.176	2:19.196
3	49.522	50.418	34.671	2:14.611	3	49.841	49.323	1:23.968	3:03.132
4	48.647	46.622	37.220	2:12.489	4	48.014	46.390	36.731	2:11.135
5	45.342	45.088	33.725	2:04.155	5	45.094	44.326	32.044	2:01.464
6	48.640	46.956	1:43.693	3:19.289	6	45.003	43.510	32.858	2:01.371
7	45.191	45.270	32.045	2:02.506	7	44.203	42.358	32.007	1:58.568
8	53.101	1:04.025	43.126	2:40.252	8	45.854	45.665	32.199	2:03.718
					9	43.742	43.255	32.555	1:59.552
239 Clayton HODGES (QLD) (37th)									
1	1:05.647	1:07.288	44.645	2:57.580					
2	58.855	58.887	41.620	2:39.362					

*** ALL RIDERS QUALIFY. TOP 10 RIDERS TO PROGRESS TO TOP 10 SHOOTOUT. Rider 4 (L. CLOUT) - 3 POSITION PENALTY (TO BE APPLIED AFTER SUPERPOLE) FOR ENTERING MECHANICS AREA INCORRECTLY ***

results are provisional until the end of the time limit for protests and appeals.


Chief Timekeeper - Scott Laing


Race Director - Mark Hancock



www.computime.com.au
COMPUTIME RACE TIMING SYSTEMS PTY LTD





Round 2
Appin - NSW
19 March 2023



THOR

THOR MX1
Practice/Qualifying

Date: 19/03/23
 Event: Q05
 Weather: Sunny - Temp: 20C
 Track: Rutted

Started at: 09:25:26
 Laps: 20 Min
 Starters: 37
 Posted at: 9:52

PROVISIONAL FASTEST LAPS SEQUENCE

Race Time	No	Name	Machine	Fastest Lap	On Lap
3:05.833	81	Joel EVANS (QLD)	Honda CRF 450	2:18.782	1
5:17.273	81	Joel EVANS (QLD)	Honda CRF 450	2:11.440	2
5:26.268	1	Aaron TANTI (QLD)	Yamaha YZF 450	2:09.427	2
5:31.320	111	Dean FERRIS (QLD)	Yamaha YZF 450	2:08.787	2
7:20.299	81	Joel EVANS (QLD)	Honda CRF 450	2:03.026	3
11:52.239	14	Jed BEATON (VIC)	Honda CRF 450	1:51.001	5
17:36.136	111	Dean FERRIS (QLD)	Yamaha YZF 450	1:50.991	7
20:50.284	14	Jed BEATON (VIC)	Honda CRF 450	1:49.631	8

*** ALL RIDERS QUALIFY. TOP 10 RIDERS TO PROGRESS TO TOP 10 SHOOTOUT. Rider 4 (L. CLOUT) - 3 POSITION PENALTY (TO BE APPLIED AFTER SUPERPOLE) FOR ENTERING MECHANICS AREA INCORRECTLY ***

results are provisional until the end of the time limit for protests and appeals.


 Chief Timekeeper - Scott Laing


 Race Director - Mark Hancock





Round 2 Appin - NSW 19 March 2023



THOR

THOR MX1 Practice/Qualifying

Date: 19/03/23
Event: Q05
Weather: Sunny - Temp: 20C
Track: Rutted

Started at: 09:25:26
Laps: 20 Min
Starters: 37
Posted at: 9:52

PROVISIONAL BEST PARTIAL TIMES

Pos	Split 1		Split 2		Split 3		LAP		Ideal	Fastest
	Name	Time	Name	Time	Name	Time	Name	Time		
1	J. BEATON	39.912	D. FERRIS	39.977	J. BEATON	29.674	J. BEATON	1:49.631	1:49.631	
2	K. WEBSTER	40.755	J. BEATON	40.045	D. FERRIS	30.162	D. FERRIS	1:50.991	1:50.991	
3	L. CLOUT	40.802	K. GIBBS	40.637	K. GIBBS	30.564	K. GIBBS	1:52.137	1:52.622	
4	D. FERRIS	40.852	K. WEBSTER	40.875	K. WEBSTER	30.810	K. WEBSTER	1:52.440	1:52.440	
5	K. GIBBS	40.936	L. CLOUT	41.316	A. TANTI	31.013	L. CLOUT	1:53.725	1:58.176	
6	A. TANTI	41.235	B. METCALFE	42.168	M. MOSS	31.211	A. TANTI	1:54.917	1:54.917	
7	M. MOSS	41.726	M. MOSS	42.266	H. HARWOOD	31.267	M. MOSS	1:55.203	1:55.478	
8	B. METCALFE	42.350	H. HARWOOD	42.325	B. METCALFE	31.394	B. METCALFE	1:55.912	1:56.218	
9	H. HARWOOD	42.418	J. WALKER	42.358	L. CLOUT	31.607	H. HARWOOD	1:56.010	1:56.228	
10	Z. WATSON	42.597	J. EVANS	42.580	B. OGNENIS	31.764	T. WATERS	1:57.925	1:58.089	
11	T. WATERS	42.677	T. WATERS	42.619	L. ROGERS	31.994	J. WALKER	1:58.107	1:58.568	
12	L. JACKSON	42.892	A. TANTI	42.669	J. WALKER	32.007	Z. WATSON	1:58.179	1:59.096	
13	L. ROGERS	43.112	Z. WATSON	43.411	J. WHITEHEAD	32.045	J. EVANS	1:58.846	2:00.123	
14	R. DUFFY	43.209	C. HOLROYD	43.464	R. DUFFY	32.107	L. ROGERS	1:58.999	2:00.598	
15	J. EVANS	43.384	L. ROGERS	43.893	Z. WATSON	32.171	L. JACKSON	1:59.974	1:59.974	
16	J. WALKER	43.742	L. JACKSON	44.554	L. JACKSON	32.528	C. HOLROYD	2:00.202	2:03.410	
17	C. HOLROYD	44.024	L. MCMANUS	44.680	C. ROSSANDICH	32.568	R. DUFFY	2:00.601	2:01.210	
18	B. OGNENIS	44.324	L. ZIELINSKI	44.880	T. WATERS	32.629	B. OGNENIS	2:01.140	2:01.410	
19	C. ROSSANDICH	44.790	B. OGNENIS	45.052	S. WARD	32.645	J. WHITEHEAD	2:02.324	2:02.506	
20	D. WOOD	44.869	J. WHITEHEAD	45.088	D. WOOD	32.710	C. ROSSANDICH	2:02.734	2:05.153	
21	J. WHITEHEAD	45.191	R. DUFFY	45.285	L. ZIELINSKI	32.712	L. ZIELINSKI	2:02.802	2:04.108	
22	L. ZIELINSKI	45.210	N. GROTHUES	45.349	C. HOLROYD	32.714	D. WOOD	2:03.554	2:03.747	
23	L. MCMANUS	45.656	C. ROSSANDICH	45.376	J. EVANS	32.882	L. MCMANUS	2:04.190	2:04.222	
24	Z. DUNLOP	45.889	S. WARD	45.952	C. NICHOLSON	33.035	S. WARD	2:04.731	2:04.731	
25	S. WARD	46.134	Z. DUNLOP	45.966	J. DARROCH	33.208	N. GROTHUES	2:05.477	2:05.918	
26	N. GROTHUES	46.235	D. WOOD	45.975	L. MCMANUS	33.854	Z. DUNLOP	2:06.057	2:06.409	
27	C. SCHAT	46.430	C. SCHAT	46.710	N. GROTHUES	33.893	C. SCHAT	2:07.402	2:07.560	
28	J. DARROCH	46.685	C. O'LOAN	47.002	C. WATTS	33.998	J. DARROCH	2:07.506	2:07.664	
29	J. CIGLIANO	47.015	J. CIGLIANO	47.387	Z. DUNLOP	34.202	C. O'LOAN	2:08.826	2:08.826	
30	K. ORCHARD	47.016	J. DARROCH	47.613	C. SCHAT	34.262	J. CIGLIANO	2:08.874	2:08.874	
31	C. O'LOAN	47.231	C. NICHOLSON	47.620	J. CIGLIANO	34.472	C. NICHOLSON	2:09.086	2:13.758	
32	C. WATTS	48.000	K. ORCHARD	47.764	K. ORCHARD	34.541	K. ORCHARD	2:09.321	2:10.143	
33	C. NICHOLSON	48.431	C. WATTS	48.054	C. O'LOAN	34.593	C. WATTS	2:10.052	2:10.750	
34	J. COBBIN	48.929	J. COBBIN	49.699	R. STEPHENS	36.094	J. COBBIN	2:14.745	2:17.130	
35	A. O'MELEY	49.552	R. STEPHENS	50.352	J. COBBIN	36.117	R. STEPHENS	2:16.055	2:16.549	
36	R. STEPHENS	49.609	A. O'MELEY	50.517	A. O'MELEY	37.170	A. O'MELEY	2:17.239	2:19.525	
37	C. HODGES	54.707	C. HODGES	58.453	C. HODGES	38.298	C. HODGES	2:31.458	2:31.458	

*** ALL RIDERS QUALIFY. TOP 10 RIDERS TO PROGRESS TO TOP 10 SHOOTOUT. Rider 4 (L. CLOUT) - 3 POSITION PENALTY (TO BE APPLIED AFTER SUPERPOLE) FOR ENTERING MECHANICS AREA INCORRECTLY ***

results are provisional until the end of the time limit for protests and appeals.

Chief Timekeeper - Scott Laing

Race Director - Mark Hancock



www.computime.com.au
COMPUTIME RACE TIMING SYSTEMS PTY LTD





Round 2 Appin - NSW 19 March 2023



THOR

THOR MX1 Practice/Qualifying

Date: 19/03/23
Event: Q05
Weather: Sunny - Temp: 20C
Track: Rutted

Started at: 09:25:26
Laps: 20 Min
Starters: 37
Posted at: 9:52

PROVISIONAL RACE INFORMATION

Time	Description
09:25:26	Event Start
09:35:26	Qualifying has started
09:38:16	TOP 10 TO SUPERPOLE
09:42:03	NO. 4 (LUKE CLOUT) - 3 POSITION PENALTY FOR ENTERING MECHANICS AREA INCORRECTLY
09:45:29	Chequered Flag
09:47:24	NO. 4 (LUKE CLOUT) - 3 POSITION PENALTY TO BE APPLIED AFTER SUPERPOLE
09:48:19	Event Finish

*** ALL RIDERS QUALIFY. TOP 10 RIDERS TO PROGRESS TO TOP 10 SHOOTOUT. Rider 4 (L. CLOUT) - 3 POSITION PENALTY (TO BE APPLIED AFTER SUPERPOLE) FOR ENTERING MECHANICS AREA INCORRECTLY ***

results are provisional until the end of the time limit for protests and appeals.


Chief Timekeeper - Scott Laing


Race Director - Mark Hancock



www.computime.com.au
COMPUTIME RACE TIMING SYSTEMS PTY LTD

